



THE

#MAMA

BLUEPRINT

The Ultimate Blueprint to
Master
MALAYSIAN MANDARIN (MAMA)
Speaking

@misslim.mandarin



Hey, Guys! I'm Miss Lim.

1st Malaysian Style Mandarin
Native Speaking Coach



Thanks for downloading this free blueprint on how you can master Malaysia Mandarin speaking AND be able to communicate with your friends or colleagues.

If you're looking to use in Taiwan or China, I'm telling you right now: **this is not the place**. This is the exact roadmap I've used to coach my 697 students so that they can speak Mandarin in their daily life and improve their relationships with Chinese friends or colleagues.

Let's dive in, shall we!?

LIKE WHAT YOU SEE?

KEEP SCROLLING FOR A SPECIAL INVITATION

THE 6-STEP #MAMA BLUEPRINT OUTLINE



STEP 1

TRAIN YOUR LISTENING

Able to differentiate the tones and phonetics is the first **key step**.

STEP 2

MASTER THE PINYIN

Different tones for the same word meaning is totally **DIFFERENT**. Mandarin is a major **tone-based language**.

STEP 3

LEARN COMMON VOCABS

You need to have basic vocab list for you to form simple sentences. Making sentences is like building a house, what do you need? **Bricks**, the fundamental material. Same goes to vocabs.

STEP 4

MASTER THE GRAMMAR

Grammar in Mandarin is 2-3x **easier** than English! Mandarin doesn't have countable and uncountable nouns, putting -s or -es. I have systematic way to help you master all grammar.

STEP 5

MAKE CORRECT SENTENCES

Most of the people would make incorrect sentence structure when they speak. Because people direct translate from English or Malay to Mandarin. I have **special formula** in my program that you can use to fit all situation.

STEP 6

ROLE PLAY IN DIFFERENT SCENARIOS

Not memorizing one situation. In real life, sometimes your Chinese friend is not saying in that way. Then, you can't even respond them in Mandarin. Role play **trains your brain** to speak flexibly.

1. Train Your Listening



Unit 1
Initial



Unit 2
Final 1



Unit 3
Final 2




Unit 6
Syllable



Unit 5
Tone




Unit 4
Final 3



Unit 7
Tone Pairs



Unit 8
Pinyin Chart



Unit 9
Common
Mistake

2. Master The Pinyin



Unit 1
Initial



Unit 2
Final 1



Unit 3
Final 2




Unit 6
Syllable



Unit 5
Tone




Unit 4
Final 3



Unit 7
Tone Pairs




Unit 8
Pinyin Chart



Unit 9
Common
Mistake

3. Learn Common Vocabs



Unit 1
Number
(0-100,000,000)



Unit 2
Time & Date



Unit 3
Money



Unit 6
Drinks & Food



Unit 5
Life at Home




Unit 4
Family



Unit 7
Personality



Unit 8
Occupation &
Workplaces



Unit 9
Weather & Holiday



Unit 12
Common Mistake



Unit 11
Travel



Unit 10
Hobby &
Entertainment

4. Master The Grammar



Unit 1
Preposition



Unit 2
5W1H




Unit 3
Adjectives



Unit 6
Adverbs



Unit 5
Verbs




Unit 4
Measure Words



Unit 7
Modal Verbs



Unit 8
Auxiliary



Unit 9
Conjunction



Unit 12
Common Mistake



Unit 11
Not & Don't



Unit 10
Comparative &
Superlative

5. Make Correct Sentences



Unit 1
Sentence Pattern



Unit 2
Sentence Structure
SPO



Unit 3
Sentence Structure
STLPO



Unit 6
Past, Present &
Future Tense



Unit 5
Rearrange Sentence




Unit 4
Sentence Structure
STALPAO



Unit 7
Types of Sentence



Unit 8
Normal &
Inverted Sentence



Unit 9
Singular &
Compound Sentence



Unit 12
Common Mistake




Unit 11
Quoted & Reported
Speech



Unit 10
Active & Passive
Sentence

6. Role Play in Different Scenarios



Unit 1
Meet New Friend



Unit 2
Greet Your Usual
Friends



Unit 3
Ordering Food



Unit 6
Ask Direction



Unit 5
Ask Time




Unit 4
Buying Things



Unit 7
Emergency



Unit 8
Travel



Unit 9
For Student



Unit 12
Common Mistake



Unit 11
For Boss



Unit 10
For Employee

TOP 5 MISTAKES

✓ ***Learned The Wrong Tones & Phonetics.***

Quite a number of people try to learn themselves, it is good to have initiative, however picking the wrong pronunciation will form a habit, which makes learning the right pronunciation even harder. Those who learn from 0 knowledge are always easier and faster.

✓ ***Learned From Taiwan Or China Syllabus.***

Actually some of the words used in syllabus like HSK, are not used among Malaysian Chinese. And we never pronounce any word with -r sound. Yes, we don't say that. Also, some sentences sound weird to China people but they're perfectly fine and resonate with locals. The same concept goes to Indonesia vs Malaysia Malay language.

✓ ***Learned From Non-native Speakers.***

Sometimes, the tones or phonetics might be not so correct when we heard them. And their accent mostly learned China accent. Also, the local Chinese thinking and culture lessons are not available. The Chinese mindset is important to truly communicate with locals.

TOP 5 MISTAKES

✓ *Make The Wrong Sentence Structure.*

Students always direct translate from English or Bahasa Melayu into Mandarin. The sentence structure for English and Bahasa are not applicable in Mandarin. Mandarin has different sentence structure. For example,

English: I go to school tomorrow 9am

Wrong sentence: wǒ qù xuéxiào míng tiān zǎoshang 9 diǎn

Right sentence: wǒ míng tiān zǎoshang 9 diǎn qù xuéxiào

✓ *Speak Incorrect Tones.*

For the same word, it can mean different when pronounced with different tones. For example,

jiǔ diǎn = 9 o'clock

jiǔ diàn = Hotel

cǎo ní mǎ = Alpaca

cāo nǐ mā = F* your mother



WANT MORE VALUES?

If you wanted to learn how you can speak as a Malaysian Chinese, improve your employability and make your colleagues and managers remember your uniqueness. My program MAMA (Malaysia Mandarin) Speaking is open now. Join a **FREE 90 minutes** lesson!

[**CLICK HERE TO JOIN**](#)